



Yamaha PSX3MJ 2026

Parts Manual

www.floodmarine.co.uk

+44 2882 246 539

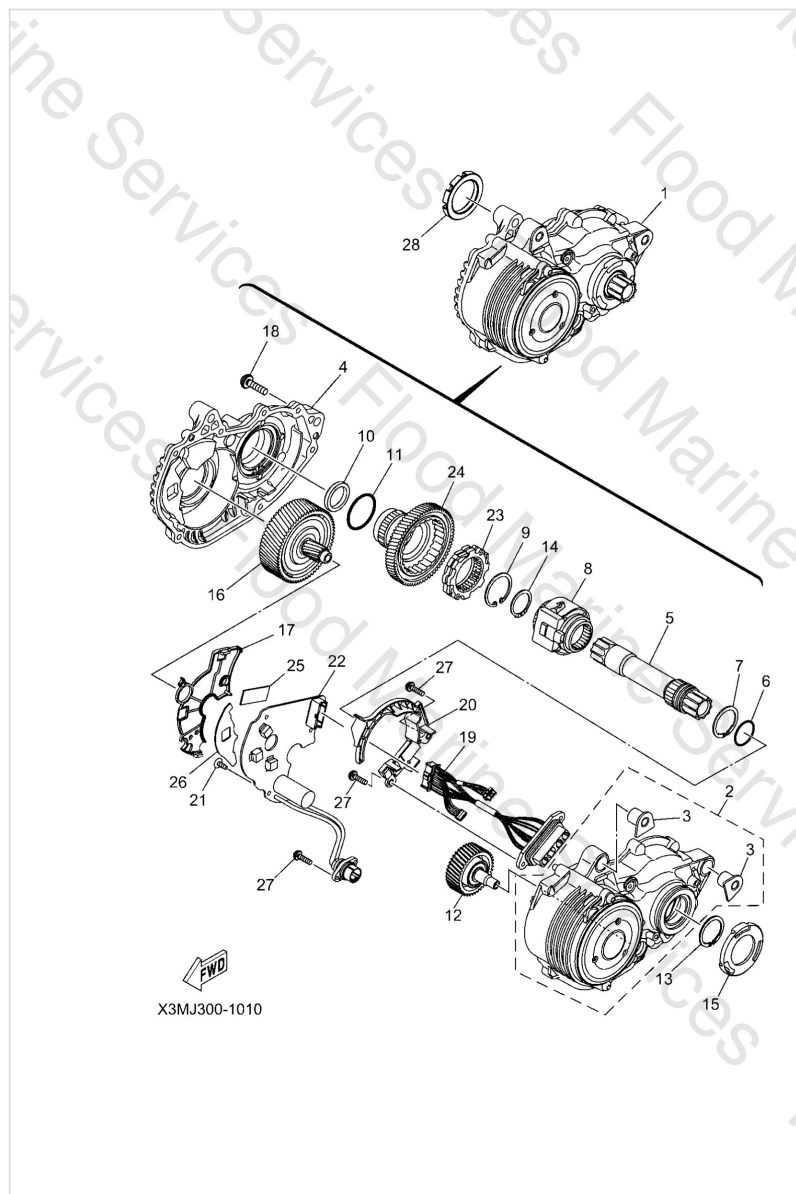
Authorised Yamaha Dealers



Contents

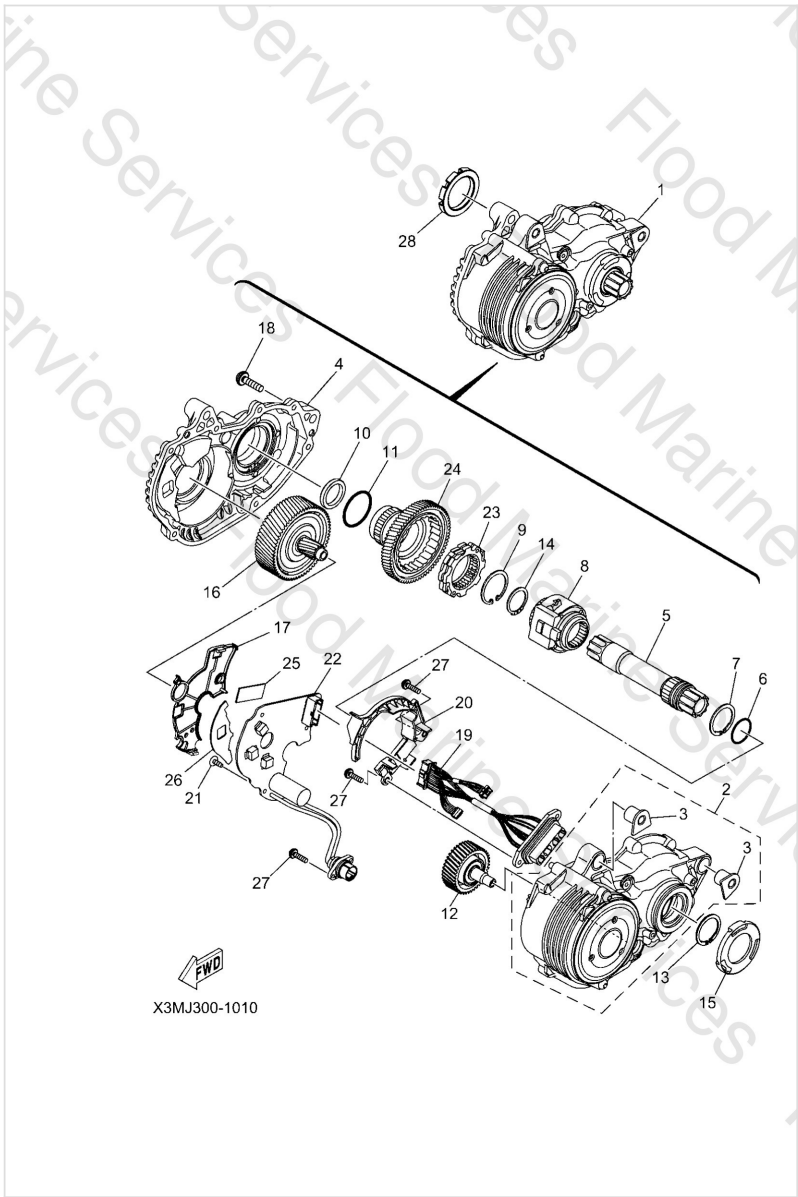
POWER UNIT	3
STEERING HANDLE & CABLE	5

Power Unit




Ref	Part	
1	X3M17061J0 - PW-S3, '26	Buy now
2	X3M1781000 Housing assembly	Buy now
3	X2Y1518900 Plug	Buy now
4	X3M1751000 Housing comp.	Buy now
5	X3M1741100 Axle, main	Buy now
6	9321022010 O-ring	Buy now
7	9900924800 Circlip	Buy now
8	X2Y1706220 Torque Sensor assembly	Buy now
9	9900930500 Circlip (650)	Buy now
10	X0P1634700 Seal, dust	Buy now
11	9321032006 O-ring	Buy now
12	X3M1760F00 Idler shaft assembly	Buy now
14	9341022098 Circlip	Buy now
15	X2Y1815400 Cover, dust	Buy now
16	X3M1784001 -	Buy now

Power Unit



Ref	Part	
17	X3M1752400 Holder	Buy now
18	9014904006 Screw	Buy now
19	X3M86171J0 -	Buy now
20	X3M1575801 Guide, wire	Buy now
21	9016403009 Screw, tapping	Buy now
22	X3M86212J0 -	Buy now
23	X3M1676000 One-way clutch comp.	Buy now
24	X3M1661100 Clutch housing comp.	Buy now
25	X3M8A8B0M0 -	Buy now
26	X3M8A8B1M0 -	Buy now
27	9015703011 Screw, pan head	Buy now
28	X0P1746300 Nut, lock	Buy now

Steering Handle & Cable



Ref	Part	
1	X2Y859C410 Cap, connector	Buy now

Disclaimer

This document is provided for convenience only. It is **not** an official Yamaha publication and is **not supplied, endorsed, or approved** by Yamaha Motor Co., Ltd.

Reasonable efforts are made to keep information accurate; however diagrams, part references, supersessions, descriptions, and applicability may contain errors or omissions. Specifications and part availability may change without notice.

You are responsible for confirming the correct parts for your engine (including model code, year, serial range, and any superseded part numbers) before ordering or fitting.